




VINTAGE SUPPLIES

Ki-Gass Hand Primer Fuel Pump Service and Repair Kit - Type B

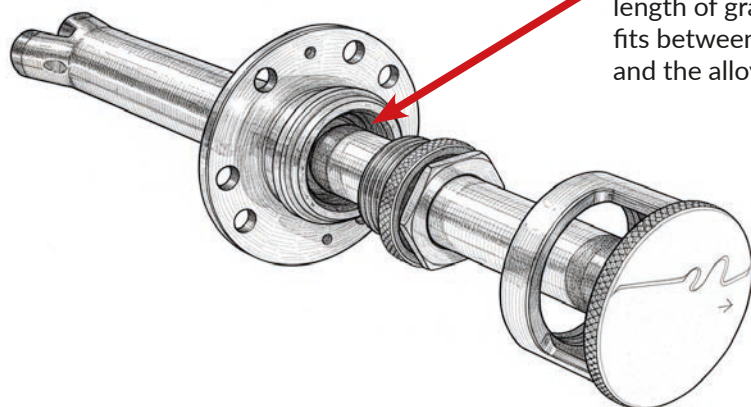
Ki-Gass was founded back in 1924, originally with the name Kibraz. Operating from 15 Carrington Mews, London W1. The hand operated fuel priming pumps were used on many models of high quality motor cars, tractors, aeroplanes and even tanks!



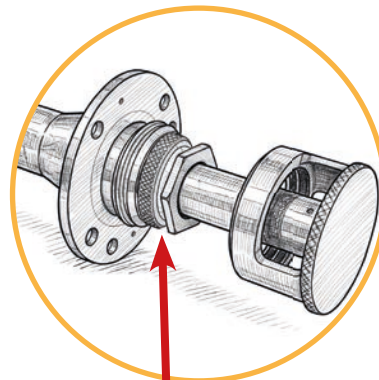
Our rebuild kits include the required length of graphite/PTFE impregnated cord gland seal, 2 shorter springs and 2 longer springs - included to deal with inlet and outlet spring housing design variations and 2 brass ball-bearings



Ki-Gass Shaft Seal Replacement



Remove the old compacted seal and clean surfaces. Coil in the new length of graphite impregnated cord in a clockwise direction. The seal fits between the sliding brass ring, and the alloy threaded collar.



Screw down to compress the seal.

Aim for a few millimetres of between the hex nut and the knurled lock ring when the part is snug. This is to allow for future tightening as the seal settles and compresses.

Trim length of seal as needed. Secure locking ring. Do not over-tighten.

NOTE - Inlet and outlet
markings on the cast
body

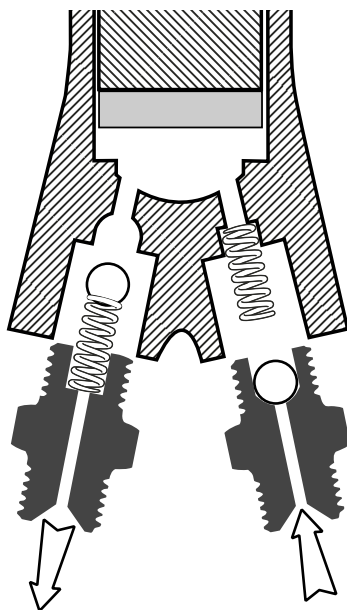


Valve ports



Dashboard mounting plate

Ki-Gass Valve Parts Replacement





After removing the copper fuel line
female connectors (not shown), the
end unions can be removed.

5/16" UNF male/male

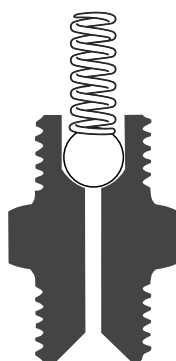
Clean the seats and check for
blockages.

For the early type (shown) most
commonly a short spring is required
on the inlet of the pump and a long
spring on the outlet.

Replacement brass end fittings are
available - SKU:CA1307B-BR



square-cut socket



Bull-nose socket

IMPORTANT - Both unions have a
cone for solder nipple connection at
one end. At the other end, one union
has a square cut socket to receive the
base of a spring, the other union has a
bull nose recess to receive a ball

PARTS

Ki-Gass hand primer pump repair kit - Type A

Ki-Gass hand primer pump repair kit - Type B

Ki-Gass hand primer pump end fittings - Type A pump

Later model with parallel ends

Early model with Y ends

[SKU:CA1307B-RK](#)

[SKU:CA1307-RK](#)

[SKU:CA1307B-BR](#)